

Guide to Ordering

About Us

Lifetime Docks & Hoists have been designing, manufacturing and installing waterfront products since 1975. We feel that everyone's waterfront needs are unique to that customer and we design our docks to fit that individual need. From the smallest pond dock to the heavy duty "Lake Ontario" docks we build them to last a "Lifetime". We also carry RGC boat hoists, the best quality hoists on the market.

Come in and take a look at the docks and lifts on display here at Lifetime Docks & Hoists. We are located on North Sandy Pond in Sandy Creek, NY Just 25 miles south of Watertown and 25 miles north of Syracuse. Easy access from 81, exit 37 Sandy Creek.

Lifetime Docks & Hoists, Inc.



209 Seber Shores Rd.

Sandy Creek, NY 13145

Phone/Fax: 315-387-5481 Email: mrlifetime@yahoo.com

www.lifetimedocks.com

Planning

Plan your dock project well in advance. Time frames are affected by several factors such as product demand, manufacturing, and weather conditions.

Estimates/Proposals

We often can provide an estimate based on initial information obtained about your waterfront needs and your site. We will then send you a final quote when you are satisfied with the design of your dock and/or lift.

Site Visits

In most cases, when we receive your completed site survey with photos of your shoreline we will be able to quote you a final price, but in some cases we will do a site visit due to special circumstances before writing the final quote.

Production

Once you are satisfied with the design and we receive a 50% deposit, your project will be placed on our production schedule. Work is performed on a first come first serve basis- time frames will vary depending on workload.

Installation

The last step after your project is through production is the actual installation of your dock and/or hoist. For an additional cost we will come and install your purchase. This is entirely based on weather conditions, schedule, and time of year that you place your order.

*35 Years
Experience*

“Home of the Lake Ontario Dock”

Lifetime Docks & Hoists, Inc.

“The Waterfront Specialists”

209 Seber Shores Rd.

Sandy Creek, NY 13145

Phone/Fax: 315-387-5481

www.lifetimedocks.com

Email: mrlifetime@yahoo.com

Site Survey

315-387-5484

www.lifetimedocks.com

Let us assist you with creating the ideal dock system for your individual needs and specific site conditions! This is a FREE service that we provide to our customers, which offers them the benefits of our experience in developing their waterfront design. Simply complete this survey and either fax, mail, or email us with the information

A picture is worth a thousand words.....
If possible please send photos of your shoreline alongWith your completed site survey.

Name _____

Phone _____ Date _____

Mailing Address _____

Waterfront Property Address(if different) _____

Lake _____

Work Phone _____ Cell Phone _____

E-mail _____

- How much lakefront do you have? _____
- Do you have an existing dock? Yes No
- What type? Leg Floating Wheel Other _____

Type of dock preferred? Leg Floating Wheel Other

Waterfront Access:


- Can you get a vehicle to the waters edge? Yes No
- Is there a seawall or retaining wall? Yes No
- Is there a gradual bank or lawn leading to the water's edge? Yes No
- Is there a cliff or a set of stairs leading to the water's edge? Yes No
- Do you need a set of stairs? Yes No
- If so, approximately how far of a drop is there? _____

Lake Bottom:

- Does the bottom drop of drastically? Yes No
- Does the bottom gradually get deep? Yes No

- Is the water extremely shallow? Yes No
- Does the water level fluctuate?
If so, how much? _____
- Lake Bottom has: (check all that apply)
 Mud Sand Small stones Large rocks and boulders Shale
 Other
- Is your site in a protected Semi-protected Exposed area of the lake?
- What type of wind are you exposed to? (i.e. north, northwest etc.) _____
- During the roughest conditions, what is the wave height? _____
- The dock will be used for:(v all that apply) Accessing a boat Tying a Boat permanently
 Tying up a boat temporarily while being used Swimming Sunbathing Other
- How far would you like the dock to extend? _____
- Water depth at the end of desired dock length: _____
- Do you want: (check all that apply) Lights Fenders Cleats Ladder Other _____
- Would we be installing your new dock the first time? Yes No
- What type of boat(s) do you have? Power Sail
Make _____ Length _____ Draft _____
Weight(approximate with fuel, water etc.) _____
- Do you keep your boat on a mooring? Yes No
- Do you have a boat lift? Yes No
- Do you need a new boat lift? Yes No Electric Drive? Yes No

Top View:




Instructions:

Top View: Please provide a rough sketch of your desired dock layout (see example).

Side Elevation: Please also provide a rough sketch of the land contour along with any other obstacles (i.e. stairs, sea wall, cliff, etc.).

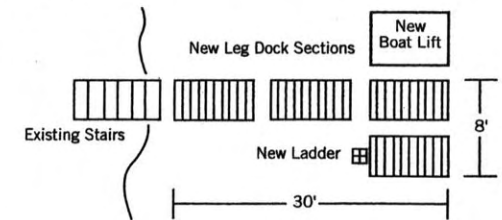
Please make sure to indicate whether the objects illustrated are existing or new, along with any other approximate measurements (see example). Also, if you have a copy of a lake chart or equivalent indicating your site location, please forward that as well.

Side View/Elevation:



Example:

Top View



Side Elevation

